



A  
SYSTEM  
OF

EASY LETTERING

BY

J.H.CROMWELL



T

371

.C94





Class T 371

Book .094

Copyright N<sup>o</sup> \_\_\_\_\_

**COPYRIGHT DEPOSIT.**





A SYSTEM  
OF  
EASY LETTERING

BY  
J. HOWARD CROMWELL, Ph.B.

WITH A  
SUPPLEMENT CONSISTING OF EIGHT ALPHABETS

BY  
GEORGE MARTIN, ENGRAVER.

---

Sixth Thousand.

---

NEW YORK  
SPON & CHAMBERLAIN, 123-125 LIBERTY STREET

1903

~~T 356~~  
~~C 94~~

T 371  
. C 94

~~137~~  
~~79/12~~

THE LIBRARY OF  
CONGRESS.  
Two Copies Received  
**AUG 25 1903**  
Copyright Entry  
*July 17, 1903*  
CLASS a XXc. No  
*64528*  
COPY B.

COPYRIGHT, 1887.

COPYRIGHT, 1903

BY

SPON & CHAMBERLAIN

Y9A9B11 311  
2280800 70

Printed by McILROY & EMMET, 106-108 Liberty St., N. Y.

TMP96-024396

Ms. A. 9. 2. 4. 183

## P R E F A C E .


---

The formality of a preface may seem scarcely necessary for the supplementing of a system as simple and comprehensible as the one herewith presented.

We have but to divide any surface we may wish to letter into squares (or parallelograms as the case may be), in pencil lines; form the required letters, in ink or paint, and according to the style chosen; erase the pencil lines, and the lettering is complete.

J. H. C.








A B B D E F F G H I J K L M

N O P O R S T U V W X Y

Z

a b c d e f g h i j k l m n o p q

r s t u v w x y z æ œ f f . .




A B C D E F G H I J K L M

N O P Q R S T U V W X Y

Z

a b c d e f g h i j k l m n o p q

r s t u v w x y z æ œ fi fl ff




A B C D E F G H I J K L M

N O P Q R S T U V W X Y

Z


a b c d e f g h i j k l m n o p q

r s t u v w x y z œ œ ð ð ð .



A B C D E F G H I J K  
L M N O P Q R S W  
T U V X Y Z  
a b c d e f g h i j k l m n o p  
q r s t u v w x y z æ f Æ .






A B C D E F G H I J K L M N O P

Q R S T U V W X Y Z A E E \$ :

a b c d e f g h i j k l m n o p q r s t u w

v x y z

1 2 3 4 5 6 7 8 9 0




A B C D E F G H I J K L M

N O P Q R S T U V W X Y

Z

a b c d e f g h i j k l m n

o p q r s t u v w x y z , .




A B C D E F G H I J K L

M N O P Q R S T U V

W X Y Z

a b c d e f g h i j k l m n o

p q r s t u v w x y z æ ÷






A B C D E F G H I J K L N

M O P Q R S T U V W X

Y Z

a b c d e f g h i j k l m n o p

q r s t u v w x y z æ œ ÷ ∞




A B C D E F G H I J K L M

N O P Q R S T U V W X Y


Z

a b c d e f g h i j k l m n o p q

r s t u v w x y z œ æ ſ ð ƒ .



A B C D E F G H I J K L  
M N O P Q R S T U V Z  
W X Y  
a b c d e f g h i j k l m  
n o p q r s t u v w x z



A B C D E F G H I J K L


M N O P Q R S T U V Z

W X Y

a b c d e f g h i j k l m n o p

q r s t u v w x y z æ œ , .






A B C D E F G H I J K L M

N O P Q R S T U V W X Y


Z

a b c d e f g h i j k l m n o p q


r s t u v w x y z œ œ ð ð ð ð .














ABCDEFGHIJKLM

NOPQRSTUVWXYZ

Z

abcdefghijklmno

pqrstuvwxyzæœffl,;.




A B C D E F G H I J K L M

N O P Q R S T U V W X Y

Z

a b c d e f g h i j k l m n o p q

r s t u v w x y z œ æ ffl , ; .




A B C D E F G H I J K L M

N O P Q R S T U V W X Y


Z

a b c d e f g h i j k l m n o p q

r s t u v w x y z œ æ ð ñ ò










A B C D E F G H I J K L

M N O P Q R S T U V Z

W X Y

a b c d e f g h i j k l m n o p

q r s t u v w x y z o e d f .




A B C D E F G H I J K L M N O P

Q R S T U V W X Y Z A E E \$ .


a b c d e f g h i j k l m n o p q r s t u w

v x y z

1 2 3 4 5 6 7 8 9 0








A B C D E F G H I J K L M

N O P Q R S T U V W X Y

Z


a b c d e f g h i j k l m n o p q

r s t u v w x y z æ œ ſ ſ ð ð





A B C D E F G H I J K  
L M N O P Q R S T W  
U V X Y Z  
a b c d e f g h i j k l m n o  
p q r s t u v w x y z f i l æ .




A B C D E F G H I J K L M

N O P Q R S T U V W X Y

Z

a b c d e f g h i j k l m n o p q

r s t u v w x y z æ ñ ð ñ ñ ñ ð




A B C D E F G H I J K L M

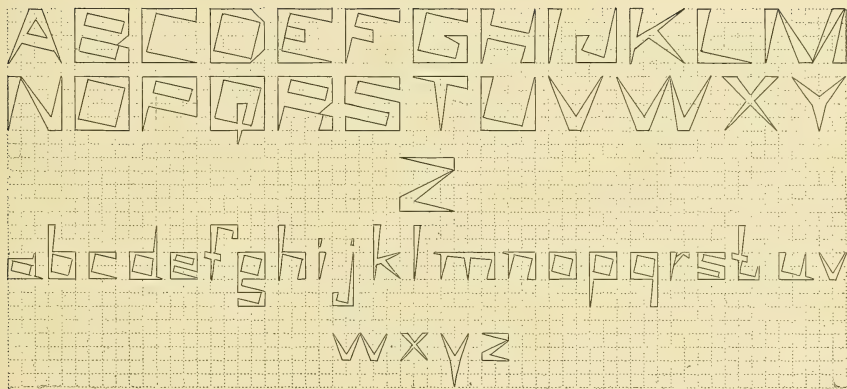
N O P Q R S T U V W X Y


Z

a b c d e f g h i j k l m n o p q r s t u v

w x y z









A SUPPLEMENT  
TO  
EASY LETTERING

BY  
GEORGE MARTIN.


---

CONSISTING OF EIGHT ALPHABETS FOR ENGINEERING DRAWINGS.

---

NEW YORK  
SPON & CHAMBERLAIN, 123-125 LIBERTY STREET

COPYRIGHT 1903




A B C D E F G H I J K L M

N O P Q R S T U V W X Y Z

a b c d e f g h i j k l m n o p q r s t u v

w x y z

1 2 3 4 5 6 7 8 9 0




A B C D E F G H I J K L M N O P Q R S T U V

W X Y Z &


1 2 3 4 5 6 7 8 9 0

a b c d e f g g h i j k l m n o p q

r s t u v w x y z



A B C D E F G H I J K  
L M N O P Q R S T U  
V W X Y Z 1 2 3 4 5 6 7  
8 9 0 a b c d e f g h i j k l m n o p q  
r s t u v w x y z






A B C D E F G H I J K L M  
N O P Q R S T U V W X Y  
Z &

a b c d e f g g h i j k l m n o p q r

s t u v w x y z | 2 3 4 5 6 7 8 9




A B C D E F G H I J K L

M N O P Q R S T U V

W X Y Z 1 2 3 4 5 6 7 8 9 0

a b c d e f g h i j k l m n o p q r s t u v w x y z




A B C D E F G H I J K L M  
N O P Q R S T U V W X Y Z

abcdefghijklmnopqrstuvwxyz  
vwxyz vwxyz 1234567890

---

*ABCDEFGHIJKLMNOPQRSTUVWXYZ &*  
*abcdefghijklmnopqrstuvwxyz 1234567890*

THE GILBERT S. F. CO., NEW YORK, N.Y.




*ABCDEFGHIJKL*

*MNOPQRSTUVWXYZ*

*XYZ*

*abcdefghijklmnopqr*

*stuvwxyz 1234567890*





THE 

# ...DRAFTSMAN...

A Monthly Magazine  
for Draftsmen, and just  
the one for Students in

 DRAWING 

---

\$1.00 PER YEAR. 50c. FOR SIX MONTHS.

SPECIAL.—To introduce  
it to you, it will be sent  
4 months on trial for 25c.

---

**THE DRAFTSMAN,**  
CLEVELAND, O., U. S. A.

Please mention "EASY LETTERING" when writing.

THE DAILY AND MONTHLY  
**WESTERN BUILDER,**

PUBLISHED BY

**The Western Builder Publishing Co.,**

**MILWAUKEE, WIS.**

(INCORPORATED.)

CAPITAL STOCK, - - - \$25,000.

---

---

It confines its gathering of construction news to the states of Michigan, Wisconsin, Minnesota, North Dakota, South Dakota, Montana, Nebraska, and Iowa.

---

---

It has its own correspondents at building centers. To cover the United States as thoroughly as it covers its territory would require a 200-page Journal. It is the best medium for eastern advertisers. It is a necessity for the architect, contractor, supply and material man.

SEND FOR A SAMPLE COPY.

# THE ENGINEERS' SKETCH-BOOK

OF

## Mechanical Movements, Devices, Appliances, Contrivances and Details.

EMPLOYED IN THE DESIGN AND CONSTRUCTION OF MACHINERY FOR EVERY  
PURPOSE CLASSIFIED AND ARRANGED FOR REFERENCE FOR THE  
USE OF ENGINEERS, DRAUGHTSMEN, MANAGERS, ME-  
CHANICS, INVENTORS, PATENT AGENTS AND ALL  
ENGAGED IN THE MECHANICAL ARTS.

BY

THOMAS WALTER BARBER, M.E.

*Third Edition, greatly enlarged and brought up to date.*

335 pages, with descriptive notes and memoranda, and 2,603  
illustrations, 8vo, cloth. Price, \$4.00.

---

### CONTENTS.

Accumulators. Adjusting devices. Anchoring. Anti-friction bearings. Apparatus for drawing curves. Automatic cut-off. Balance weights. Ball and socket joints. Beam-engine diagrams. Bearings. Bed plates, foundations. Belt gearing. Belt pulleys. Blowing and exhausting. Boilers, types of. Bolts, etc. Boring, drilling, etc. Brakes and retarding appliances. Cams, tappets and wipers. Carriages, cars, etc. Centres. Centrifugal force, applications of. Chains, links and couplings. Chopping, slicing and mincing. Chucks, grips and holders. Circular and reciprocating motion. Clutches. Compensating and balance weights. Concentrated power. Concentrating and separating. Condensing and cooling. Connecting rods and links. Contracting and expanding. Conveying messages, etc. Conveying motion and movable ports. Conveyors, rollers, etc. Couplings. Couplings for shafting. Covers, doors, etc. Cranes, types of. Cranks and eccentrics. Crushing, rolling and disintegrating. Curves, apparatus for drawing. Cushioning-cutting tools. Differential gear. Disintegrating. Doors, covers manholes. Drawing and rolling metals etc. Drawing curves, etc. apparatus for. Drilling, boring, etc. Eccentrics. Elastic wheels. Elliptical motion. Engines and boilers. Engines. Exhausting and blowing. Expanding and contracting devices. Fastening wheels

# CROSS SECTION PAPER.

**Scale EIGHT to ONE Inch.**

## THE HANDY SKETCHING PAD.

Printed on one side, in blue ink, all the lines being of equal thickness with useful tables. Size 8 x 10 inches. Price, 25c. each. Per dozen pads, \$2.50.

## THE HANDY SKETCHING BOOK.

Made from this paper but printed on both sides. Size of book 5 x 8 inches, stiff board covers. Price, 25c. each; per dozen books, \$2.50.

**Scale EIGHT to ONE Inch.**

A large sheet with heavy inch lines and half inch lines, printed in blue ink. Size of sheet, 17 x 22 inches. Per quire (24 sheets), 75c.

**Scale TEN to ONE Inch.**

Size 17 x 22 inches, printed in blue ink, with heavy inch lines and half inch lines. Per quire (24 sheets), 75c.

## The Electrician's Sketching Book.

Made from this paper. Scale 10 to 1 inch. Size of book 5 x 8 inches, with stiff card board covers. Price, 25c. each; per dozen, \$2.50.

## The Electrician's Plotting Pad.

Same paper, only printed on one side, size of pad, 8 x 10 inches, 25c ; per dozen, \$2.50.

Any Books and Pads Assorted, per dozen, \$2.50.

ANY QUANTITY MAILED TO ANY PART OF THE WORLD  
POST-PAID ON RECEIPT OF PRICE.

This paper is *Printed from plates*. Try it and you will find it

GOOD, ACCURATE AND CHEAP.

**SPON & CHAMBERLAIN,**  
12 CORTLANDT STREET, NEW YORK, U. S. A.

THE BEST AND CHEAPEST IN THE MARKET.

# ALGEBRA SELF-TAUGHT.

BY

W. PAGET HIGGS, M.A., D.Sc.

FOURTH EDITION.

## CONTENTS.

Symbols and the signs of operation. The equation and the unknown quantity. Positive and negative quantities. Multiplication, involution, exponents, negative exponents, roots, and the use of exponents as logarithms. Logarithms. Tables of logarithms and proportional parts. Transportation of systems of logarithms. Common uses of common logarithms. Compound multiplication and the binomial theorem. Division, fractions and ratio. Rules for division. Rules for fractions. Continued proportion, the series and the summation of the series. Examples. Geometrical means. Limit of series. Equations. Appendix. Index. 104 pages, 12mo, cloth, 60c.

*See also Algebraic Signs*, Spens' Dictionary of Engineering No. 2. 40 cts.

*See also Calculus*, Supplement to Spens' Dictionary No. 5. 75 cts.

**Barlow's Tables** of squares, cubes, square roots, cube roots, reciprocals of all numbers up to 10,000. A thoroughly reliable work of 200 pages, 12mo, cloth, \$2.50.

**Logarithms.**—Tables of logarithms of the natural numbers from 1 to 108,000 with constants. By CHARLES BABBAGE, M.A. 220 pages, 8vo, cloth, \$3.00.

**Logarithms.**—A. B. C. Five figure logarithms for general use. By C. J. WOODWARD, B.Sc. 143 pages, complete thumb index 12mo, limp leather, \$1.60.

*Books mailed post-paid to any address on receipt of price*

# A B C OF THE Steam Engine

WITH A DESCRIPTION OF THE

## Automatic Shaft Governor.

By J. P. LISK, M.E.

WITH SIX LARGE SCALE DRAWINGS.

A practical hand-book for Firemen Helpers and Young Engineers, giving a set of detail drawings all numbered and lettered and with names and particulars of all parts of an up-to-date American High Speed Steam Engine. Also a large drawing and full description of the Automatic Shaft Governor. With notes and practical hints.

This work will prove of great help to all young men who wish to obtain their Engineer's License because it is

**Easy to Understand, Easy to Remember,  
and gives the Latest American Practice.**

- I. Longitudinal Section Through Cylinder, and Top View of High Speed Horizontal Steam Engine.
- II. Side Elevation of High Speed Horizontal Steam Engine.
- III. Detail Drawing of Connecting Rod and Piston of High Speed Horizontal Steam Engine.
- IV. Detail of Piston Valve; Eccentric Strap and Rod; Valve Stem; Guide; and Eccentric of High Speed Horizontal Steam Engine.
- V. Detail of Crosshead; Crosshead Slipper; Wrist Pin; Crank Pin; Stuffing Box, etc., of High Speed Horizontal Steam Engine.
- VI. Detail of Centrifugal Automatic Governor for High Speed Horizontal Steam Engine.

*Copies mailed, post-paid, to any address on receipt of Fifty Cents.*

## Diagram of the Corliss Engine.

A large engraving giving a Longitudinal Section of the Corliss Engine Cylinder, showing relative positions of the Piston, Steam Valves, Exhaust Valves and Wrist Plates when cut-off takes place at 4 stroke for each 15 degrees of the circle. With full particulars. Reach-rods and Rock shafts. The Circle explained. Wrist-plates and Eccentrics. Explanation of Figures, etc., etc. Printed on heavy ledger paper, size 13 in. x 19 in. **Price. 25 Cents each**

*Special Price on a Quantity.*

AN AMERICAN BOOK.

# INDUCTION COILS and MAKING.

Second edition thoroughly revised, greatly enlarged and brought up to latest American Practice,

**BY H. S. NORRIE,**

(NORMAN H. SCHNEIDER)

---

Considerable space in the new matter is given to the following: Medical and bath coils, gas engine and spark coils, contact breakers, primary and secondary batteries; electric gas lighting; new method of X-ray work, etc. A complete chapter on up-to-date wireless telegraphy; a number of new tables and 75 original illustrations. Great care has been given to the revision to make this book the best American work on the subject. A very complete index, contents, list of illustrations and contents of tables have been added.

## Contents of Chapters.

1. Construction of coils; sizes of wire; winding; testing; insulation; general remarks; medical and spark coils. 2. Contact breakers. 3. Insulation and cements. 4. Construction of condensers. 5. Experiments. 6. Spectrum analysis. 7. Currents in vacuo; air pumps. 8. Rotating effects. 9. Electric<sup>s</sup> gas lighting; in multiple; in series. 10. Primary batteries for coils; varieties; open circuit cell; closed circuit cells; solutions. 11. Storage or secondary batteries; construction; setting up; charging. 12. Tesla and Hertz effects. 13. Roentgen Radiography. 14. Wireless telegraphy; arrangement of circuits of coil and coherer for sending and receiving messages; coherers; translating devices; air conductors; tables; contents; index.

**XII + 270 Pages, 79 Illustrations, 5 x 6½ Inches.  
Cloth, \$1.00.**

# Design of Dynamos

BY

SILVANUS P. THOMPSON, D. Sc., B. A., F. R. S.

## EXTRACTS FROM PREFACE.

"The present work is purposely confined to continuous current generators. The calculations and data being expressed in inch measures; but the author has adopted throughout the decimal subdivision of the inch; small lengths being in mils, and small areas of cross-section in sq. mils, or, sometimes, also, in circular mils."

## CONTENTS OF CHAPTERS.

1. DYNAMO DESIGN AS AN ART.
2. MAGNETIC DATA AND CALCULATIONS. Causes of waste of power. Coefficients of Dispersion. Calculation of Dispersion. Determination of exciting ampere-turns. Example of Calculation.
3. COPPER CALCULATIONS. Weight of Copper Wire. Electrical resistance of Copper, in cube, strip, rods, etc. Space-factors. Coil Windings; Ends; Insulation; Ventilating; Heating.
4. INSULATING MATERIALS AND THEIR PROPERTIES. A list of materials, including "Armalac," "Vitrite," "Petrifite," "Micantite," "Vulcabeston," "Stabakite," "Megohmite," etc. With tables.
5. ARMATURE WINDING SCHEMES. Lap Windings, Ring Windings, Wave Windings, Series Ring-Windings, Winding Formulae. Number of circuits. Equalizing connections. COLORED PLATES.
6. ESTIMATION OF LOSSES, HEATING AND PRESSURE-DROP. Copper Losses, Iron Losses, Excitation Losses, Commutator Losses, Losses through sparking. Friction and Windage Losses. Secondary Copper Losses.
7. THE DESIGN OF CONTINUOUS CURRENT DYNAMOS. Working Constants and Trial Values; Flux-densities; Length of Air-gap; Number of Poles; Current Densities; Number of Armature Conductors; Number of Commutator Segments; Size of Armature (Steinmetz coefficient); Assignment of Losses of Energy, Centrifugal Forces; Calculation of Binding Wires; Other procedure in design. Criteria of a good design. SPECIFIC UTILIZATION OF MATERIAL.
8. EXAMPLES OF DYNAMO DESIGN.
  1. Shunt-wound multipolar machine, with slotted drum armature.
  2. Over-compounded Multipolar traction generator, with slotted drum armature, with general specifications, tables, dimensions and drawings, fully described.A number of examples of generators are given in each chapter, fully worked out with rules, tables and data.

VIII. X-253 pages, 92 illustrations, 10 large folding plates and 4 THREE-COLOR PLATES, 8vo., cloth, \$3.50.

(Bound in Red Cloth as a companion volume to the second edition of *Polyphase Electric Currents*.)



# Architects' and Builders' Magazine

ESTABLISHED 1882

DEVOTED TO THE INTERESTS OF

ARCHITECTURE, BUILDING AND ENGINEERING

Published Monthly at \$2.00 per year. Sample 20c.

---

## THE ARCHITECTS' DIRECTORY AND SPECIFICATION INDEX

FOR 1903-04

Containing a Complete List of the Architects in the United States  
and Canada.

PUBLISHED ANNUALLY.

PRICE, CLOTH, — TWO DOLLARS.

---

## ...BOOKS...

CATALOGUE OF

Architectural, Scientific and  
Technical Books

UPON APPLICATION.

---

WM. T. COMSTOCK, Publisher, 23 Warren St., N. Y.

# WORKSHOP RECEIPTS.

THE MOST COMPLETE

Technical Cyclopedia in 5 Vols.

## First Series.

**Principal Contents.**—Bronzes, Cements, Dyeing, Electrometallurgy, Enamels, Etchings, Fireworks, Fluxes, Fulminate, Gilding, Gums, Japanning Lacquers, Marble Working, Nitro-Glycerine, Photography, Pottery, Varnishes, etc., etc. 430 pages, 103 illustrations, 12mo, cloth, \$2.00.

## Second Series.

**Principal Contents.** Acidimetry, Albumen Incurations, Cleansing, Confectionery, Copying, Disinfectants, Boilers, Extracts, Fire-proofing, Glycerine Gun, Iodine, Ivory Substitutes, Leather, Matches, Pigments, Print, Paper, Parchment, etc., etc. 485 pages, 16 illustrations, 12mo, cloth, \$2.00.

## Third Series.

**Principal Contents.**—Alloys, Aluminium, Antimony, Steel, Liquors Lead, Lubricants, Magnesium, Manganese, Mercury, Mica, Nickel, Platinum, Silver, Slag, Tin, Uranium, Zinc, etc., etc. 480 pages, 183 illustrations, 12mo, cloth, \$2.00.

## Fourth Series.

**Principal Contents.**—Water-proofing, Packing, Leather Polishes, Cooling Air and Water, Pumps and Siphons, Dedicating, Distilling, Emulsifying, Evaporating, Filtering, Percolating and Macerating, Electrotyping, Stereotyping, Book-binding, Straw-plaiting, Musical Instruments, Clock and Watch Mending, Photography, etc., etc. 445 pages, 243 illustrations, 12mo, cloth, \$2.00.

## Fifth Series.

**Principal Contents.**—Diamond Cutting, Laboratory Apparatus, Copying, Filtering, Fire-proofing, Magic Lanterns, Metal Work, Percolation, Illuminating Agents, Tobacco Pipes, Tans, Tying and Splicing, Tackle Repairing Books, Netting, Walking Sticks, Boat-Building, etc., etc. 440 pages, 373 illustrations, 12mo, cloth, \$2.00.

**EACH SERIES has its own Contents and Index  
and is complete in itself.**

# SPONS' Mechanics Own Book

**A WORK THAT SHOULD BE IN YOUR BOOKCASE.**

The general method of treatment of each subject, is first the raw materials worked upon, its characteristics, variations and suitability; secondly, the tools used, the sharpening and use; thirdly, devoted to typical examples of work to be done, materials, and how to do similar work, etc.

THE FOLLOWING ARE THE PRINCIPAL CONTENTS.

Mechanical Drawing, (13 pages.)  
Mechanical Movements, (55 pages.)  
Casting and Founding in Brass and Bronze, (30 pages.)  
Forging and Finishing, (46 pages.)  
Soldering in all its branches, (26 pages.)  
Sheet Metal Working, (10 pages.)  
Turning and Turning Lathes, (31 pages.)  
Carpentry, (224 pages.)  
Log Huts, Building, Etc., (8 pages.)  
Cabinet-Making, (36 pages.) Upholstery, (6 pages.)  
Carving and Fretwork, (13 pages.)  
Picture Frame Making, (4 pages.)  
Painting, Graining and Marbling, (28 pages.)  
Staining, (13 pages.) Gilding, (3 pages.)  
Polishing, (23 pages.) Varnishing, (4 pages.)  
Paper Hanging, (4 pages.) Glazing, (7 pages.)  
Plastering and White Washing, (9 pages.)  
Lighting, (8 pages.)  
Foundations and Masonry, (46 pages.)  
Roofing, (14 pages.)  
Ventilating and Warming, (13 pages.)  
Electric Bell and Bell Hanging, Gas Fitting, (8 pages.)  
Roads and Bridges, Banks, Hedges, Ditches and Drains, Asphalt Cement Floors, Water Supply and Sanitation.

Total number of pages 702. Total number illustrations 1,420  
Bound in substantial half-extra, - PRICE BY MAIL ONLY \$2.50

We have an 8 page circular giving full contents which will be sent free on application.

## MODEL ENGINEER VOL. 7.

- How to Become an Electrical Engineer.  
How to Make a Lever Switch, Illustrated.  
How to Make a Model Battleship, Detail Drawing.  
How to Make an Air Compressor, for Driving Model Engines. Detail Drawings.  
How to set a Simple Slide Valve, Illustrated.  
How to Make a Simple Model Steamer, Diagram.  
How to Make an Electrical Indicator, Detail Drawings.  
How to Make a Model Electric Launch, Detail Drawings.  
How to Make a Gramophone, Detail Drawings.  
How to Test Small Engines and Boilers, Diagrams.  
How to Make Clock Work Locomotives, Detail Drawings.  
How to Make a Model Vertical Marine Engine, Detail Drawings.  
How to Make a Built-Up Horizontal Steam Engine, Detail Drawings.  
How to Make a Model Steam Travelling Crane, Detail Drawings.  
How to Make a 1 10 H. P. Electric Motor, Detail Drawings.  
How to Make a Small Lathe from "Scrap," Illustrated.  
How to Make a Power Fret Saw, Detail Drawings.  
How to Make a Spring Lathe Chuck, Diagrams.  
Model "Williams," Central Valve Engine, Detail Drawings.  
Two Simple Forms of Resistance, Illustrated.  
The Motor Bicycle: Its Design, Construction and Use. Many Detail Drawings.  
The Rating of Model Yachts, With Diagrams.  
The Stuart Compound Vertical Engine, Complete Detail Drawings.  
Construction of Dugout Model Yachts, Detail Drawings.  
Construction of 1 2 H. P. Water Motor, Illustrated.  
Mr. Taylor's Model Launch Engine, Illustrated.  
The Pitmaston-Moor-Green Model Railway, Illustrated.  
Model Tank Locomotive, Detail Drawings.  
Mr. Willis' Model Steam Launch, Illustrated.  
Original Designs for 750-watt Direct Coupled High Speed Steam Engines, and Dynamos with Full Details.  
A Four Inch Screw Cutting Lathe, Illustrated.  
Detail Drawings for 80-watt Multipolar Dynamo.  
Design for 100-watt Manchester Type Dynamo.  
Model Electric Railway, "Three Rail System," with Diagrams.  
Models made without a Lathe. Some Notes on a Large Static Machine.  
The Castelli Converter for Wireless Telegraphy, Illustrated.  
A Cheap Petrol Carburettor for Small Gas Engines, Illustrated.  
A Cheap Model Electric Launch.  
A Water-Regulating Resistance for a 1-in. to 2-in. Spark Coil, Diagrams.  
A Carbon Electrolytic Interrupter, Illustrated.

With many pages of Short Articles, Practical Letters, Notes, Questions and Answers, Book Notices, Yachting Notes, New Tools, Supplies, &c.

**286 pages, 311 Diagrams, 101 Half-Tones, 17 Full Single Page and Two Double Page Scale Drawings. Bound in Cloth, Price, \$2.00, Net.**

*Copies Mailed to any part of the World on Receipt of Price.*

# HOW TO RUN ENGINES AND BOILERS.

*New Edition With a Section on Water Tube Boilers.*

Practical Instruction for Young Engineers and Steam Users.  
By **EGBERT POMEROY WATSON.**

## *Synopsis of Contents.*

Cleaning the boiler, removing scale scale preventers, oil in boilers, braces and stays, mud drums and feed pipes, boiler fittings, grate bars and tubes, bridge walls, the slide valve, throttling engine, the piston, testing the slide valve with relation to the ports, defects of the slide valve, lap and lead, the pressure on a slide valve, stem connections to the valve, valves off their seats, valve stem guides, governors, running with the sun, eccentrics and connections, the crank pin, brass boxes, bearings on pins, adjustment of bearings, the valve and gearing, setting eccentrics, the actual operation, return crank motion, pounding, the connections, lining up engines, making joints, condensing engines, Torricelli's vacuum, proof of atmospheric pressure, pumps, no power in a vacuum supporting a water column by the atmosphere, starting a new plant, &c., &c.

Water, torpedo boat boilers, management of water tube boilers, economy and maintenance of water tube boilers, different types of water tube boilers 160 pages, illustrated, 12mo, cloth, \$1.00.

# THE FIREMAN'S GUIDE.

*A Handbook on the Care and Management of Boilers.*  
By **KARL P. DAHLSTROM, M.E.**

## *Contents of Chapters.*

- I. **Firing and Economy of Fuel.**—Precautions before and after starting the fire, care of the fire, proper firing, draft, smoke, progress of firing, fuel on the grate, cleaning out, cleaning grate bars and ash pan, dampers, firing into two or more furnaces, dry fuel, loss of heat.
- II. **Feed and Water Line.**—Feeding, the water line, false water line, defective feeding apparatus, formation of scale, gauge cocks, glass gauge, the float, safety plug, alarm whistle.
- III. **Low Water and Foaming or Priming.**—Precautions when water is low, foaming, priming.
- IV. **Steam Pressure.**—Steam gauge, safety valves.
- V. **Cleaning and Blowing Out.**—Cleaning the boiler, to examine the state of the boiler, blowing out, refilling the boiler.
- VI. **General Direction.**—How to prevent accidents repairs, the care of the boiler when not in use, testing boilers, trimming and cleaning outside. Summary of rules. Index. 8vo, cloth, 50 cents.

# THE SLIDE VALVE

## SIMPLY EXPLAINED.

By W. J. TENNANT, Asso. M. Inst. Mech. E.

The work has been thoroughly revised and enlarged in accordance with the present American Practice.

By J. H. KINEALY, D. E., M. Am. Soc. Mech. E.

The work is based upon notes and diagrams which were prepared by Mr. Tennant in his lectures to his classes of working engineers and students towards the obtainment of clear *general* notions upon the Slide Valve, its design, varieties, adjustments and management. They have been revised and considerably added to and in this form the authors believe they will be of considerable value to all engineers and others interested in steam engines.

### CONTENTS OF CHAPTERS,

- I. The Simple Slide.
- II. The Eccentric a Crank, Special Model to give Quantitative Results.
- III. Advance of the Eccentric.
- IV. Dead Centre. Order of Cranks, Cushioning and Lead.
- V. Expansion—Inside and Outside Lap and Lead; Advance affected thereby. Compression.
- VI. Double-ported and Piston Valves.
- VII. The Effect of Alterations to Valve and Eccentric.
- VIII. Note on Link Motions.
- IX. Note on very early cut-off, and on Reversing Gears in general.

The illustrations aim to cover the different kinds of Slide Valves, and the circular diagrams will prove a novel feature.

98 Pages. 41 Illustrations. 12mo. Cloth, \$1.00

**A Systematic Treatise on Electrical Measurements.** By H. C. PARKER, Ph. B. *Contents of Chapters:—*1. Classification of electrical instruments; galvanometers; low resistance; Wheatstone bridge; specific resistance and galvanometer resistance; comparison of standards and calibration of bridge wire and rheostat; high resistance; insulation; resistance of telegraph lines, cables, etc.; localization of faults; resistance of batteries, electrolytes, incandescent lamps, dynamos, etc.; determination of the ohm; construction of standards; measurement of E. M. F. of batteries and direct currents; E. M. F. of alternating currents; very high and very low E. M. F.; calibration of voltmeters and standards of E. M. F.; measurement of current; measurement of energy and quantity; measurement of capacity; measurement of efficiency; index. 120 pages, 100 illustrations, 8vo, cloth. \$1.00.

**Trans'orner Design.** A treatise on their design, construction and use. By GEORGE ADAMS. The author has avoided historical matter and the use of mathematical analysis. The main object kept in view throughout the work has been to indicate the most direct way of designing a transformer. vi + 75 pages, 34 illustrations, 12mo. Cloth. \$1.50.

**A System of Easy Lettering.** A rapid method to become a good letterer with a little practice. By J. H. CROMWELL. This work illustrates a very simple system of lettering in strict proportion, showing a variety of tasty styles of letters and numerals. These are laid out in cross lines forming squares, also parallelograms for inclined letters. In the practice of lettering the lines may be drawn with pencil, and serve as a guide. Oblong. Cloth. 50c.

**Alphabets.** The Ornamental Penman's pocketbook of alphabets for engravers, sign writers and stone cutters, including church text, Egyptian, Egyptian perspective, French antique, French renaissance, German text, italics, Italian shaded, Italian hairline, old English, old Roman, open Roman, open stone, ornamental Roman, Latin, Rustic, Tuscan, etc., etc., paper. 20c.

**Barometer.** The Barometrical Determination of Heights. A Practical Method of Barometrical Leveling and Hypsometry for Surveyors, Mountain Climbers, and all interested in this work. By Dr. F. J. B. CORDEIRO, U. S. N. 12mo. Limp Leather. \$1.00.

**Tables of Squares,** containing the square of every foot, inch and sixteenth of an inch between one-sixteenth of an inch and fifty feet, by E. E. BUCHANAN. These tables were calculated by the author for use in his professional work, and nine editions have already been printed, showing the popularity of this book. They will be found of value to all classes of civil and mechanical engineers, calculators and designers. The root or number to be squared is always given in the table in feet, etc. *The following page is a duplicate from the book itself.* Cloth. \$1.00.

EVERYBODY'S BOOK ON ELECTRICITY.

# PRACTICAL ELECTRICALS.

A UNIVERSAL HANDY-BOOK

ON

EVERYDAY ELECTRICAL MATTERS.

FIFTH EDITION.

## CONTENTS.


*Alarms*.—Doors and Windows; Cisterns; Low Water in Boilers; Time Signals; Clocks. *Batteries*.—Making; Cells; Bichromate; Bunsen; Callan's; Copper-oxide; Cruikshank's; Daniell's; Granule carbon; Groves; Insulite; Leclanché; Lime Chromate; Silver Chloride; Snee; Thermo-electric. *Bells*—Annunciator System; Double System; and Telephone; Making; Magnet for; Bobbins or Coils; Trembling; Single Stroke; Continuous Ringing. *Connections*. *Carbons*. *Coils*.—Induction; Primary; Secondary; Contact-breakers; Resistance. *Intensity Coils*.—Reel; Primary; Secondary; Core; Contact-breaker; Condenser; Pedestal; Commutator; Connections. *Dynamo-Electric Machines*.—Relation of Speed to Power; Field-Magnets; Pole-pieces; Field-magnet Coils; Armature Cores and Coils; Commutator Collectors and Brushes; Relation of size to efficiency; Methods of exciting Field-Magnets; Magneto-Dynamos; Separately excited Dynamos; Shunt Dynamos; Organs of Dynamos as constructed in practice; Field-Magnets; Armatures; Collectors; Brush Dynamo; Second Class; Alternate Currents; Third Class. *Fire Risks*.—The Dynamo; Wires; Lamps; Danger to persons. *Measuring*.—Non-Registering Instruments; Registering Instruments. *Microphones*.—Construction, &c. *Motors*.—Application; for Railways. *Photographs* *Photophones*. *Storage*.—Plates. *Terminals*.—Charging. *Telephones*.—Forms; Circuits and Calls; Transmitter and Switch; Switch for Simplex.

135 PAGES.

126 ILLUSTRATIONS. 8 VO.

Cloth, 75 Cents.





AUG 25 1903



LIBRARY OF CONGRESS



0 019 971 075 8